






Medallion Dwarf with Bonsai



A unique variety of dwarf fescue, Bonsai provides slower, lower growing and darker green turf that surpasses virtually all other tall fescues available today. An outstanding, fine textured turf for both home and commercial landscapes, Medallion Dwarf with Bonsai exhibits good disease tolerance, and shade tolerance and very good drought tolerance.



Temperature Tolerance
Fahrenheit



Indicated air temperature is approximate. Other environmental factors and quality of maintenance may affect performance of turf grasses. This graph shows the effect of temperature on color and condition of sod: brown/dormancy, green/full color, gold/burning

SOD SPECIFICATIONS:

MEDALLION DWARF with BONSAI

GENERAL DESCRIPTION: Medallion Dwarf with Bonsai is similar to Medallion in its overall turf performance characteristics. But with superior dark green color and density, a finer textured leaf blade, a reduced growth habit that produces fewer clippings, and a high endophyte content, Medallion Dwarf with Bonsai is a dramatic improvement over standard tall fescue blends. Lawns planted with Medallion Dwarf with Bonsai are more durable, darker green and require less water, fertilizer and mowing than PennBlue.

Recommended Uses: Medallion Dwarf with Bonsai is recommended for a wide variety of uses including residential, commercial and industrial landscapes.

COMPOSITION: Medallion Dwarf with Bonsai is a blend of 100% dwarf fescues that contains Bonsai Double Dwarf Fescue. Bonsai is an extremely dwarf tall fescue that exhibits a dark green color and fine leaf blade. The result of over 10 years of turfgrass research and breeding, Bonsai produces one third fewer clippings. It is widely adaptable to California and Nevada's varied conditions.


MEASUREMENTS: Medallion Dwarf with Bonsai is harvested by machine to a uniform thickness of 1/4 of an inch, plus or minus 1/4 of an inch, plus top growth. In Southern California and Nevada, Medallion Dwarf with Bonsai is harvested in folded five square foot sod pieces that are 15 inches wide by 48 inches long. In Northern California, it is harvested in nine square foot rolls that are 18 inches wide by 72 inches long.

SHIPPING STANDARDS: Prior to harvesting, Medallion Dwarf with Bonsai is mowed uniformly to a height of between 1.5 to 2 inches for shipment. It is rolled/folded with the soil facing out to protect the grass from damage, and the sod is stacked on pallets. Each pallet contains approximately 500 square feet of sod. Medallion Dwarf with Bonsai is shipped sufficiently dry for transportation and handling, yet moist enough to facilitate installation. It should be installed immediately after delivery. Shipping pallets are the property of Pacific Sod. Should pallet pick-up be required, please make arrangements with the office from which the sod was ordered.

TEMPERATURE TOLERANCE: Medallion Dwarf with Bonsai is comparable to Medallion with a higher temperature tolerance than PennBlue. With its deep, extensive root system, Medallion Dwarf with Bonsai grows well in a wide range of temperatures, from hot to cool, with very little problem.

WEAR RESISTANCE: Medallion Dwarf with Bonsai is more wear tolerant than PennBlue. Due to its slower growth habit, Medallion Dwarf with Bonsai will recover more slowly from traffic damage than Medallion. It is suitable for light traffic and recreational situations and exhibits fair wear recovery.

SHADE TOLERANCE: Medallion Dwarf with Bonsai prefers a full sun location, but will perform well in light shade situations receiving 4 to 5 hours of sunlight per day. Medallion Dwarf with Bonsai is more shade tolerant than PennBlue.



COLOR: Medallion Dwarf with Bonsai is one of the darkest green dwarf fescue blends available, and the color remains consistent through most of the year. However, during the winter months in areas receiving frequent heavy frosts, Medallion Dwarf with Bonsai will lose much of its color.

INSECT TOLERANCE: Medallion Dwarf with Bonsai has a very high endophyte content that dramatically improves its resistance to most turf-damaging insects, including billbug, chinch bug, sod webworms and cut worms.

Texture/Density: Established Medallion Dwarf with Bonsai exhibits a very dense, finer textured turf that is close in appearance to PennBlue. Medallion Dwarf with Bonsai has much greater density than standard turf-type tall fescues.

SALT TOLERANCE: Medallion Dwarf with Bonsai has fair tolerance to saline soil conditions and should suffer no ill effects if the soil has good drainage and was properly amended before the sod was installed.

ESTABLISHMENT AND MAINTENANCE

WATERING: Newly planted Medallion Dwarf with Bonsai should be watered at least daily to avoid drying out and to enable the root system to penetrate its new soil environment. Once the new sod has started to root in, watering frequency should be reduced. Due to varying soil and climate conditions, it is difficult to recommend a specific watering schedule. However, because of its deep and extensive root system, a twice-a-week deep watering is generally considered adequate for most summer weather situations. Extremely hot desert locations may require more water during the summer months.

MOWING: Medallion Dwarf with Bonsai should be mowed regularly with either a reel or rotary mower. It should be mowed no lower than 2 inches, depending upon the season, location or individual preference. Avoid removing more than one third of the top-growth at any one mowing.

FERTILIZATION: Due to its inherently dark green color, Medallion Dwarf with Bonsai will require less nitrogen than most other tall fescue lawns. During the spring, summer and fall, fertilizer should be applied every 6 to 8 weeks using 1/2 to 1 pound of nitrogen for each 1,000 square feet of lawn. A complete fertilizer containing phosphorous and potassium should be applied at least once during both the spring and fall. During the hot summer months, fertilizer rates should be reduced.

WEED, INSECT AND DISEASE CONTROL: Medallion Dwarf with Bonsai is virtually free of weeds, damaging insects and disease when it is delivered. However, in some lawn installations, weed and insect infestations may occur from close proximity to neighboring lawns which have these problems. Various maintenance practices may be used to reduce these problems. If chemical controls are required, they should be used in accordance with the written instructions provided by the manufacturer.

